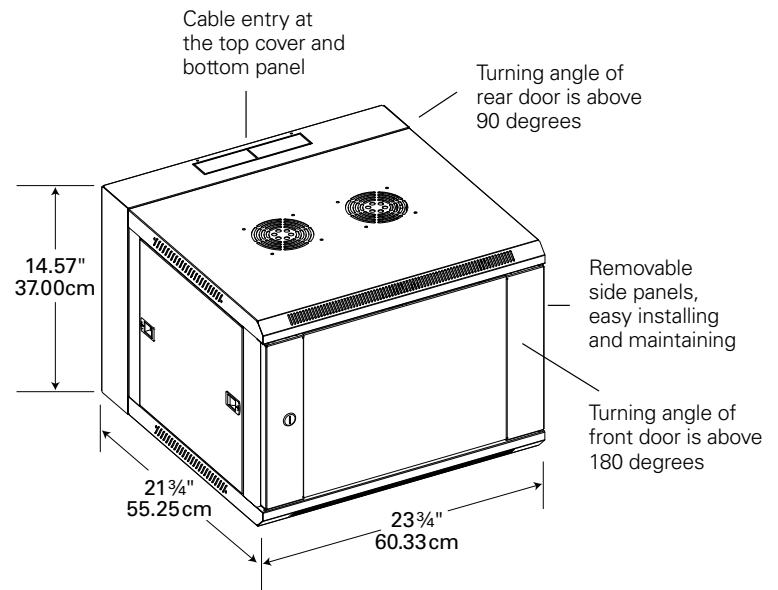


# SSYS-WM01-06



## 6U Hinged Wall Equipment Rack

19" standard installation, easy operation and maintaining at the back, double section welded frame structure.



### FEATURES

- 600x550x6U double section wall box
- 19" standard installation
- Tempered glass front door with wider than 180 degrees turning angle
- Removable side panels for easy access
- Easy operation and maintaining at the back
- Double section welded frame structure

### SPECIFICATION

#### Dimension (HxWxD):

14.57" x 23 3/4" x 21 3/4" (37.00cm x 60.33cm x 55.25cm)

**Material:** SPCC Cold Rolled Steel

**Finish:** Black Powder Coat

**Weight:** 38.5lbs (17.5kg)

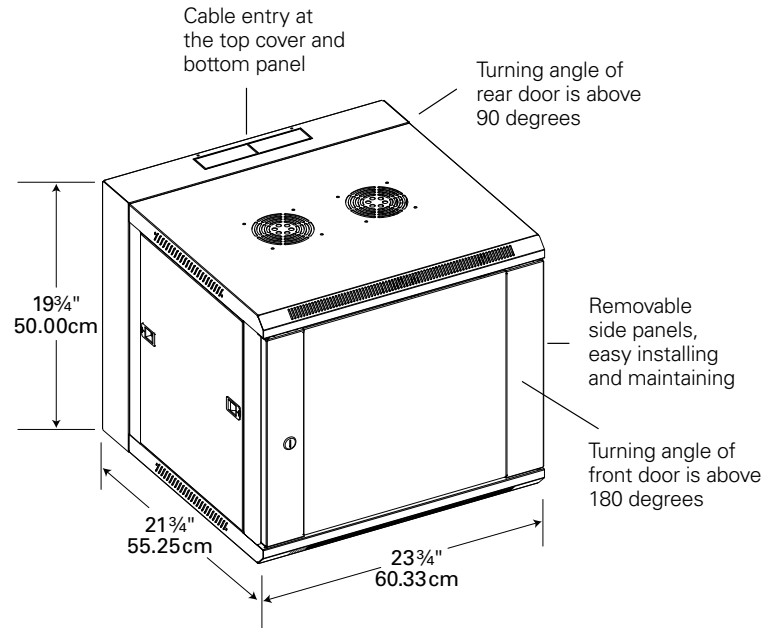
**Weight capacity:**

# SSYS-WM01-09



## 9U Hinged Wall Equipment Rack

19" standard installation, easy operation and maintaining at the back, double section welded frame structure.



### FEATURES

- 600x550x9U double section wall box
- 19" standard installation
- Tempered glass front door with wider than 180 degrees turning angle
- Removable side panels for easy access
- Easy operation and maintaining at the back
- Double section welded frame structure

### SPECIFICATION

#### Dimension (HxWxD):

19 3/4" x 23 3/4" x 21 3/4" (50.00cm x 60.33cm x 55.25cm)

**Material:** SPCC Cold Rolled Steel

**Finish:** Black Powder Coat

**Weight:**

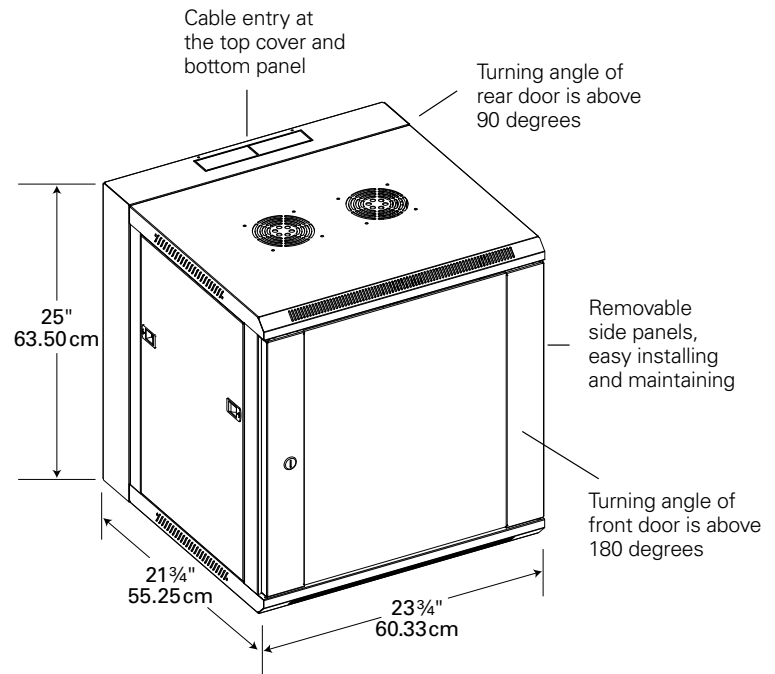
**Weight capacity:**

# SSYS-WM01-12



## 12U Hinged Wall Equipment Rack

19" standard installation, easy operation and maintaining at the back, double section welded frame structure.



### FEATURES

- 600x550x12U double section wall box
- 19" standard installation
- Tempered glass front door with wider than 180 degrees turning angle
- Removable side panels for easy access
- Easy operation and maintaining at the back
- Double section welded frame structure

### SPECIFICATION

#### Dimension (HxWxD):

25" x 23 3/4" x 21 3/4" (63.50cm x 60.33cm x 55.25cm)

**Material:** SPCC Cold Rolled Steel

**Finish:** Black Powder Coat

**Weight:** 57.32 lbs (26kg)

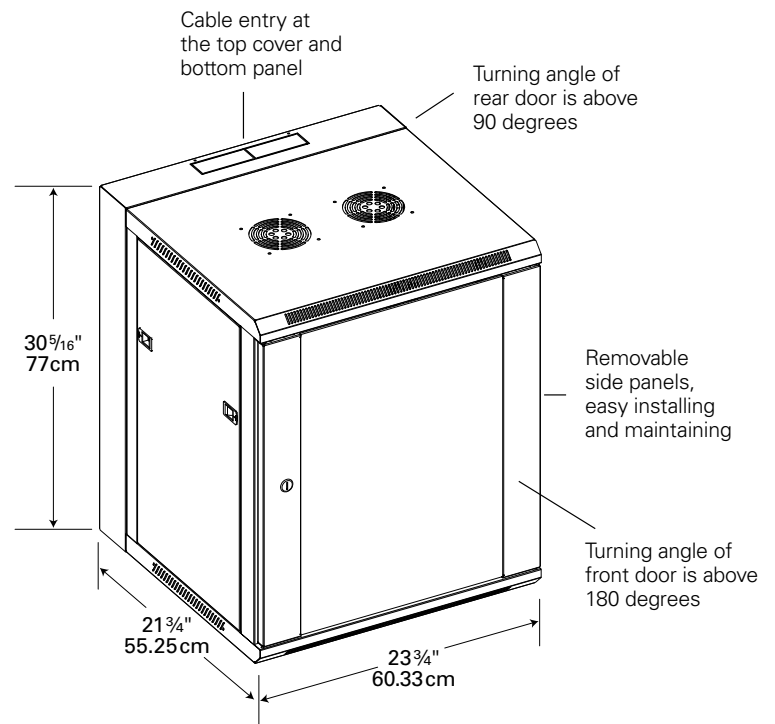
**Weight capacity:** 66lbs (30kg)

# SSYS-WM01-15



## 15U Hinged Wall Equipment Rack

19" standard installation, easy operation and maintaining at the back, double section welded frame structure.



### FEATURES

- 600x550x15U double section wall box
- 19" standard installation
- Tempered glass front door with wider than 180 degrees turning angle
- Removable side panels for easy access
- Easy operation and maintaining at the back
- Double section welded frame structure

### SPECIFICATION

#### Dimension (HxWxD):

30 5/16" x 23 3/4" x 21 3/4" (77cm x 60.33cm x 55.25cm)

**Material:** SPCC Cold Rolled Steel

**Finish:** Black Powder Coat

**Weight:** 67.24 lbs (30.5kg)

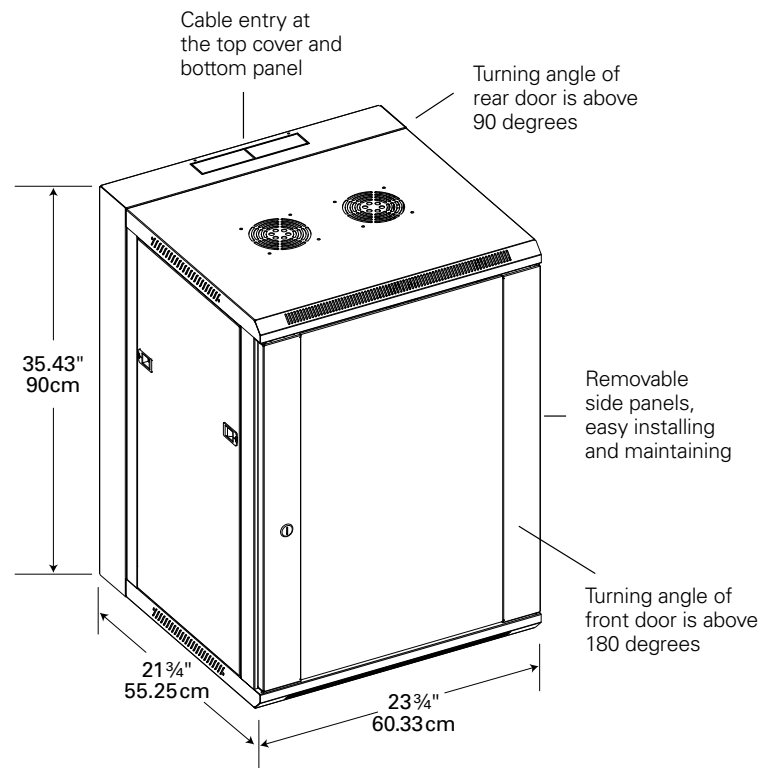
**Weight capacity:** 66lbs (30kg)

# SSYS-WM01-18



## 18U Hinged Wall Equipment Rack

19" standard installation, easy operation and maintaining at the back, double section welded frame structure.



### FEATURES

- 600x550x18U double section wall box
- 19" standard installation
- Tempered glass front door with wider than 180 degrees turning angle
- Removable side panels for easy access
- Cable entry at the top cover and bottom panel
- Easy operation and maintaining at the back
- Double section welded frame structure

### SPECIFICATION

#### Dimension (HxWxD):

35.43" x 23 3/4" x 21 3/4" (77cm x 60.33cm x 55.25cm)

**Material:** SPCC Cold Rolled Steel

**Finish:** Black Powder Coat

**Weight:** 71.65 lbs (32.5kg)

**Weight capacity:** 66lbs (30kg)